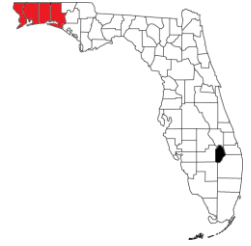




CIRCUIT 1

Escambia, Okaloosa, Santa Rosa, and Walton Counties

Florida's Five Year Prevention and Permanency Plan State Fiscal Year 2013 – 2014 Progress



Highlights and Accomplishments

Camps for Champs

AT&T sponsored 25 foster children, spending \$30,000, to attend the Camp of a life time - The National Flight Academy located on Pensacola's Naval Air Station. These children came from all over the NWR to experience one of the most exciting and immersive learning adventures in the world aboard the largest simulated aircraft carrier anywhere. The Academy is for 7-12th graders and inspires interest in Science, Technology, Engineering and Mathematics (STEM). The children spent 6 days in a multi-story, 102,000 square foot facility experiencing theme-park style thrills surrounded by advanced technology, flight simulators, and virtual reality games that ignite imagination and encourage learning.

Art Camp

22 foster youth lived on the campus of the University of West Florida for 3 days and 2 nights. They participated in several art events using a variety of media. Photography, painting, glass blowing and drawing along with lectures on color and multimedia art pieces. There were team building events; a ropes course, swimming and a picnic and at the end of the Camp they shared their art with Downtown Pensacola's Gallery Night. The local quilting guild provided each child with a homemade quilt, local businesses donated the food and UWF provided the class rooms and art supplies as well as several teachers. If that wasn't enough – they attended a play at the Pensacola Little Theater (The Sound of Music), and toured the Pensacola Museum of Art. These children left with not only their memories and new skills but each received a digital camera and a framed piece of photography.

Farm Share Events throughout the Circuit –

Also during this last year we have worked with the community to organize and distribute 102 tons of food serving over 3100 individuals at 6 large events. During these events families received information on SNAP and Medicaid benefits, clothes and blankets, health and nutrition materials as well as safe sleep and drowning prevention materials.

Family Outing Days

FamiliesFirst Network sponsored family outing days with food and fun for families in Escambia, Navarre, Fort Walton Beach and DeFuniak Springs with information as well about child abuse prevention. The Mayor of Crestview hosted the second annual prevention walk. Crestview and DeFuniak Springs were also the recipients of funds from a local motorcycle event to assist with family supports in their rural areas.

Child abuse Prevention Month

During this month a large collaborative effort, from many child welfare agencies, came together again to educate the community about Child Abuse. Circuit 1 uses the From Blue to Better campaign. The committee provided T-shirts to be sold with the From Blue to Better logo using the funds to support Child Abuse

prevention activities. This same committee choreographed a From Blue to Better Committee Flash Mob during a local Gallery Night in April. This event got attention of our local media – go to <https://www.youtube.com/watch?v=h5sj9sM2WYI>.

Our AmeriCorps team followed a long standing tradition by painting the 17th Avenue Train trestle ‘Blue’ and put the ‘From Blue to Better’ logo front and center on the bridge in order to draw attention to the Child Abuse Prevention Website. Blue ribbons adorned the street lights in downtown Pensacola and on our many bridges in all four counties for the entire month.



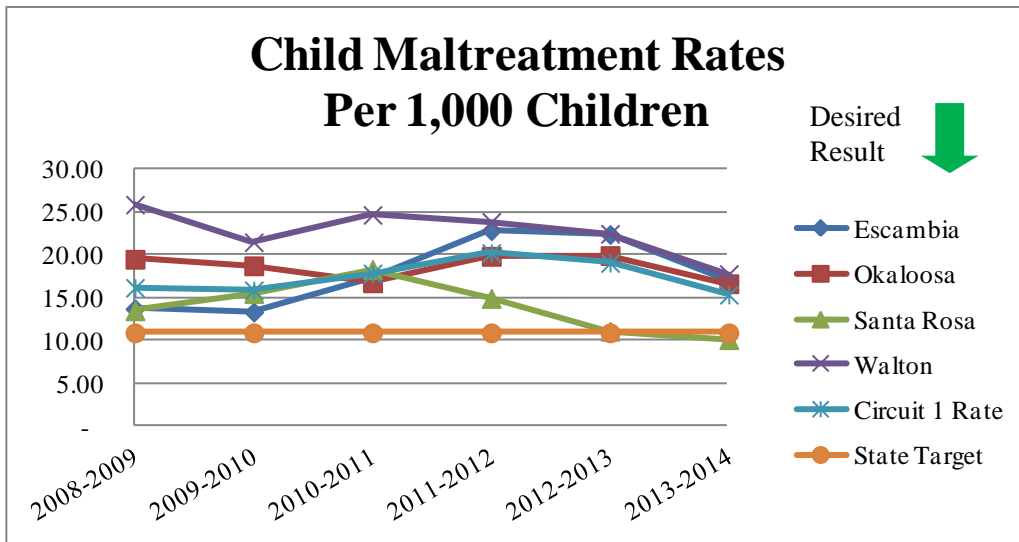
Our Local Children’s Advocacy Centers held trainings on child sexual abuse prevention, Dark to Light training, and held a conference for child welfare professionals and law enforcement. Lauren Book also joined us during her walk across Florida. She stopped to speak to community leaders about the importance of Child Abuse Prevention and community education.

Desired Population Level Results

- Child Maltreatment Prevention** – By June 30, 2015, the verified findings of child abuse rate will be reduced from the State Fiscal Year 2008 – 2009 statewide rate of 10.94 per 1,000 children.

Child Maltreatment Rates						
	2008-2009	2009-2010	2010-2011	2011-2012	2012-2013	2013-2014
Escambia	13.74	13.36	17.25	22.87	22.41	16.98
Okaloosa	19.53	18.76	16.78	19.87	19.96	16.87
Santa Rosa	13.51	15.53	18.34	14.96	11.13	10.15
Walton	25.90	21.51	24.70	23.90	22.50	17.80
Circuit Rate	16.21	15.91	17.88	20.26	19.09	15.37
State Target	10.94	10.94	10.94	10.94	10.94	10.94
State Rate	10.94	12.06	12.51	13.23	12.27	11.42

**The current Five-Year Prevention and Permanency Plan started on July 1, 2010.*



Status of Strategies and Objectives

Strategy 1: By 30 June 2015, Circuit 1 will have implemented the Family Strengthening Initiative within its early education and care systems and investigate other possible avenues for implementation.

Objective	Status	Summary/Action Needed
1.1 By June 30, 2011, Circuit 1 will have designed and developed the strengthening families' initiative.	Completed	
1.2 By 30 June 2012, the first phase of implementation of the family strengthening initiative will have commenced.	Completed	
1.3 By 30 June 2013, the first phase of implementation of the family strengthening initiative will have been reviewed and the second phase of implementation will have commenced.	Completed	
1.4 By 30 June 2014, the second phase of implementation of the family strengthening initiative will have been reviewed and the third phase of implementation of the family strengthening initiative will have commenced.	Completed	Community agencies continue to train new employees about Strengthening Families and using the elements to develop programs for their families. Community Cafes are continuing in Escambia with the Early Learning Coalitions. This initiative is now – just a part of doing business in Child Welfare. No longer a separate initiative.

Strategy 2: Circuit 1 will support the statewide efforts to increase the availability and capacity of Healthy Families Florida to provide home visitation for families at high risk of abuse and neglect and in need of parenting education and support over the five-year period from June 2010-July 2015.

Objective	Status	Summary/Action Needed
2.1 Circuit 1 will support the statewide efforts to increase the availability and capacity of Healthy Families Florida to provide home visitation for families at high risk of abuse and neglect and in need of parenting education and support over the five-year period from June 2010-July 2015.	On-going	We continue to support the efforts of the Healthy Families Florida Programs. We have two providers and they do a very good job with the home-visit programs. The program managers participate in community coalitions and participate in educational events for both employees and clients.

Strategy 3: By 30 June 2015, Circuit 1 will have public awareness efforts emphasizing April that provide information to the general population on child development, protective parenting practices and community action.

Objective	Status	Summary/Action Needed
3.1 Ensure high level of awareness of Pinwheels for Prevention Campaign.	On-Going	The Pinwheels for Prevention Campaign has been very successful in the Circuit. All three CACs provide pinwheel gardens along with several Chambers. Graffiti Bridge a local landmark was painted Blue and pinwheels planted.
3.2 Increase knowledge of child development to members in our community.	On-going	The Infant Mental Health Taskforce (Vision Council) continues to meet monthly and provide trainings and exceptional speakers on child development and issue related to infant mental health.
3.3 Increase knowledge of positive parenting practices.	On-going	The Escambia Early Learning Coalition has continued to provide parenting cafes to their customers. Along with two CACs beginning to provide Parenting Circles groups for any parents interested in the community.
3.4 Increase knowledge of community supports and social connections.	On-Going	Continuing to increase partnerships of community and faith based organizations within DCF through Community Alliances, Interagency meetings, Community trainings and events.
3.5 Increase knowledge of child disciplinary techniques that promote nurturing and attachment between child and caregiver.	On-going	A focus on Infant mental health for all CPIs, Case managers and service providers. Many trained to level 2 and higher. Each County has identified those that have been trained and refer families as needed.
3.6 Increase public perception that child abuse and neglect can be prevented before it ever occurs.	On-Going	Continue to provide community partners with educational tool kits to increase awareness of totally preventable child deaths. Billboards and PSAs. This year with the help of our regional communications director – there were several successful efforts to educate our media across the circuit.

Strategy 4: By 30 June 2015, Circuit 1 will have implemented a faith-based prevention initiative that will provide for universal or targeted efforts in which the faith based community is engaged to provide family and community supports that will build the protective factors identified in the Family Strengthening Initiative.

Objective	Status	Summary/Action Needed
4.1 Engage faith-based organizations in the promotion of child abuse prevention using the protective factors with emphasis on social connections and concrete supports in times of need by June 30, 2015.	On-Going	<p>Engaged several churches to participate in helping to house homeless families and youth that have aged out of foster care. Habitat for Humanity, Santa Rosa Schools, and several providers donate the home, furnishings and case management to ensure the family meets self sufficiency. Each family and youth gets a year of these supports so that they can meet their education and employment goals. Several children and their families have been taken off the streets with this initiative.</p> <p>Santa Rosa Bridges out of Poverty program has enlisted many faith based organizations. The classes are all held in local churches and many pastors help to facilitate the curriculum and help with funding the educational materials and transportation. FFN Case managers have referred several families to this program and participated in Poverty Simulations Circuit wide.</p> <p>Several Prayer Breakfasts have been held to recruit foster and adoptive families as well as educate the Faith Based Community as to our Prevention messages.</p>

Strategy 5: By 30 June 2015, Circuit 1 will have implemented a substance abuse prevention initiative that will provide for either universal or targeted efforts to provide family and community supports in conjunction with the Family Strengthening Initiative.

Objective	Status	Summary/Action Needed
5.1 Implement Substance Abuse prevention initiatives targeting families	On Going	Work to educate the community about the issue of substance abuse and how it affects our children has begun with a

with children.		collaboration including Healthy Start, local hospitals, Methadone clinics, DCF and CDAC.
----------------	--	--

Additional Activities

Interagency Collaboration

Proposed Activities for 2014-2015

- Provide an educational summit on maternal health and infant mortality in Escambia and Santa Rosa Counties.
- Use the New County Level Community Alliances to work on education and prevention programs as well as addressing Substance Abuse Issues.

Human Trafficking Activities

Summary of Human Trafficking Activities

Extensive training gained through attendance at several conferences including: Florida 2014 Human Trafficking Summit, CJIS Conference, Dependency Summit, and Human Trafficking/Legislation Update Training.

Attendance of Escambia County Human Trafficking Coalition meetings.

Training with Kimberly Grabert, Statewide Director of Human Trafficking, and Criminal Justice Coordinators from each Region for HB 7141 and other legislation that impacts how human trafficking victims are identified, placements that are available for them, and treatment modalities needed.

Engaging in Multidisciplinary Staffings for cases involving human trafficking victims and/or children identified as Commercially Sexually Exploited Children.

Attendance at the Porch Light presentation to increase awareness of the new CSEC treatment program in Central Florida.

Facilitated Region-wide training by Shared Hope International and Kimberly Grabert to increase the number of staff in the NW Region that are qualified to handle Human Trafficking cases.

Attending quarterly CJIS meetings with local law enforcement agencies and FDLE staff.

Participating in Human Trafficking Training Work Group to compile human trafficking data and implement a training program for both CPI and CBC staff.

Attending annual Central Florida Anti-Human Trafficking Joint Conference to gain expertise in establishing and strengthening local task forces and coalitions.

Proposed Human Trafficking Activities for 2014-2015

Creation of Human Trafficking training protocols and procedures for initial and ongoing training of staff.

Continue to work with local coalitions and task forces.

Provide community awareness of human trafficking.

Track all local Human Trafficking cases to build data and ensure appropriate services are being referred.

Finalize Human Trafficking Response Protocols.

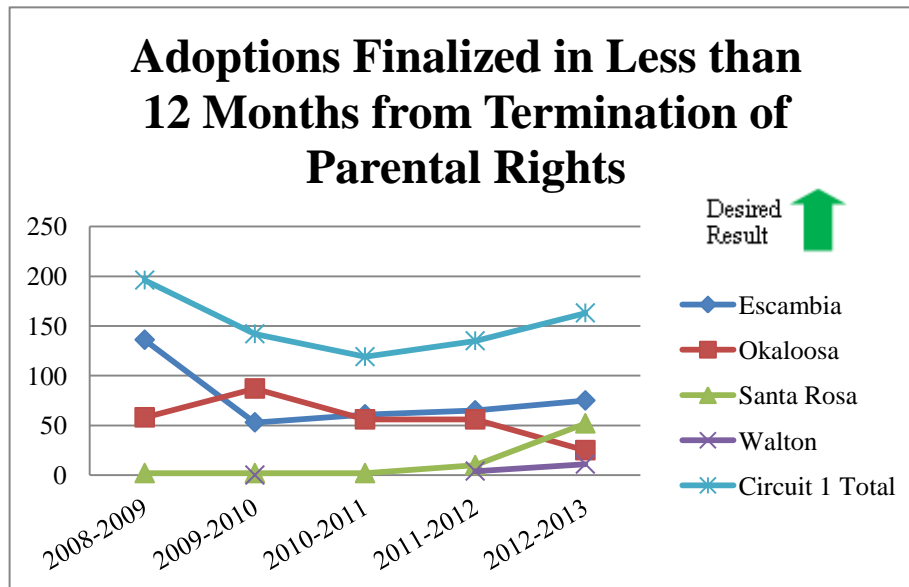
Desired Population Level Results

2. Promotion of Adoption –

- a. By June 30, 2015, the percent of children adopted **within 12 months** of becoming legally free for adoption will increase from the State Fiscal Year 2008 – 2009 rate of 66.4 percent.

Children Adopted within 12 months of Termination of Parental Rights							
County	Number and Percentages	2008-2009	2009-2010	2010-2011	2011-2012	2012-2013	2013-2014
Escambia	Adoptions Finalized within 12 Months	136	53	61	65	75	89
	Percentage of Adoptions Finalized within 12 Months	83%	54%	79%	60%	62%	73%
Okaloosa	Adoptions Finalized within 12 Months	58	87	56	56	25	54
	Percentage of Adoptions Finalized within 12 Months	79%	78%	62%	67%	68%	77%
Santa Rosa	Adoptions Finalized within 12 Months	2	2	2	10	52	40
	Percentage of Adoptions Finalized within 12 Months	40%	100%	100%	77%	81%	72%
Walton	Adoptions Finalized within 12 Months	0	0	0	4	11	16
	Percentage of Adoptions Finalized within 12 Months	0%	0%	0%	80%	58%	59%
Circuit Total	Adoptions Finalized within 12 Months	196	142	119	135	163	198
	Percentage of Adoptions Finalized within 12 Months	81%	67%	70%	65%	68%	77%

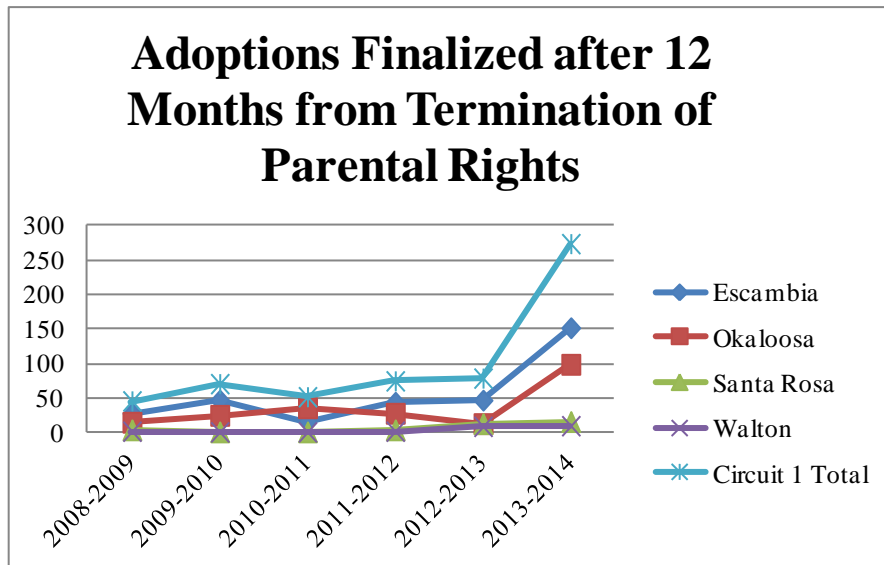
**The current Five-Year Prevention and Permanency Plan started on July 1, 2010.*



- a. By June 30, 2015, the percent of children legally free for adoption that have been waiting for adoption since the date of termination of parental rights (TPR) for **more than 12 months** will be reduced from the State Fiscal Year 2008 – 2009 rate of 53.19 percent.

Children Adopted after 12 months of Termination of Parental Rights							
County	Number and Percentages	2008-2009	2009-2010	2010-2011	2011-2012	2012-2013	2013-2014
Escambia	Adoptions Finalized over 12 Months	27	46	16	43	46	27
	Percentage of Adoptions Finalized over 12 Months	17%	46%	21%	40%	38%	35%
Okaloosa	Adoptions Finalized over 12 Months	14	24	35	27	12	12
	Percentage of Adoptions Finalized over 12 Months	19%	22%	38%	33%	32%	17%
Santa Rosa	Adoptions Finalized over 12 Months	3	0	0	3	12	9
	Percentage of Adoptions Finalized over 12 Months	60%	0%	0%	23%	19%	22%
Walton	Adoptions Finalized over 12 Months	1	0	0	1	8	6
	Percentage of Adoptions Finalized over 12 Months	100%	0%	0%	20%	42%	27%
Circuit Total	Adoptions Finalized over 12 Months	45	70	51	74	78	54
	Percentage of Adoptions Finalized over 12 Months	19%	33%	30%	35%	32%	21%

**The current Five-Year Prevention and Permanency Plan started on July 1, 2010.*



Promotion of Adoption
Status of Strategies and Objectives

Strategy 1: By 30 June 2015, Circuit 1 will reduce the number of children who do not have an identified adoptive placement at the time of termination of parental rights to no more than 20% by March 2015.

Objective	Status	Summary/Action Needed
Objective 1.1 Circuit 1 will decrease the number of children who do not have an identified adoptive family prior to termination of parental rights being ordered from SFY 2009-2010 from 50% to 40% by June 30, 2011.	complete	During the period of July 1, 2009 through June 30, 2010 of the 214 children whose adoption finalized, 185 were in “matched” pre-adoptive homes prior to termination of parental rights. 14% of the children were not in matched placements at the time of TPR.
Objective 1.2 Circuit 1 will decrease the number of children who do not have an identified adoptive family prior to termination of parental rights being ordered from SFY 2010-2011 from 40% to 35% by June 30, 2012.	complete	During the period of July 1, 2010 through June 30, 2011 of the 172 children whose adoption finalized, 147 were in “matched” pre-adoptive homes prior to termination of parental rights. 15% of the children were not in matched placements at the time of TPR.
Objective 1.3 Circuit 1 will decrease the number of children who do not have an identified adoptive family prior to termination of parental rights being ordered from SFY 2011-2012 from 35% to 30% by June 30, 2013.	complete	During the period of July 1, 2011 through June 30, 2012 of the 209 children whose adoption finalized, 196 were in “matched” pre-adoptive homes prior to termination of parental rights. 7% of the children were not in matched placements at the time of TPR.
Objective 1.4 Circuit 1 will decrease the number of children who do not have an identified adoptive family prior to termination of parental rights being ordered from SFY 2012-2013 from 30% to 25% by June 30, 2014.	complete	During the period of July 1, 2012 through June 30, 2013 of the 241 children whose adoption finalized, 216 were in “matched” pre-adoptive homes prior to termination of parental rights. 11% of the children were not in matched placements at the time of TPR.
Objective 1.5 Circuit 1 will decrease the number of children who do not have an identified adoptive family prior to termination of parental rights being ordered from SFY 2013-2014 from 25% to 20% by June 30, 2015.	complete	During the period of July 1, 2013 through June 30, 2014 of the 256 children whose adoption finalized, 231 were in “matched” pre-adoptive homes prior to termination of parental rights. 10 % of the children were not in matched placements at the time of TPR.

Strategy 2: By June 30, 2015, Circuit 1 will reduce the wait time for adoption finalization for children who are in matched placements from an average 14 month wait time to no more than 6 months.

Objective	Status	Summary/Action Needed
Objective 2.1 Circuit 1 will reduce the wait time to finalization for children who are being adopted by their foster parent, relative or non-relative caregiver from 14 months to no more than 12 months by June 30, 2011.	complete	During the period of July 1, 2010 through June 30, 2011 the average wait time from termination to finalization for children in “matched” placements was 16 months. The average wait time for “match” placements for FY 2009-2010 was 14 months.
Objective 2.2 Circuit 1 will reduce the wait time to finalization for children who are being adopted by their foster parent, relative or non-relative caregiver from 12 months to no more than 10 months by June 30, 2012.	complete	During the period of July 1, 2012 through December 31, 2012 the average wait time from termination to finalization for children by their foster parents was 11 months. The average wait time from termination to finalization for children by their relative or non-relative caregiver was 8 months. The average wait time from termination to finalization for children who were adopted by recruited adoptive families was 8 months. This is an improvement by 6 months less wait time for relative,

Promotion of Adoption

Objective	Status	Summary/Action Needed
		non-relative and recruited adoptive families and a 3 month less wait time for foster parent adoptions.
Objective 2.3 Circuit 1 will reduce the wait time to finalization for children who are being adopted by their foster parent, relative or non-relative caregiver from 10 months to no more than 8 months by June 30, 2013.	complete	During the period of July 1, 2012 through June 30, 2013 the average wait time from termination to finalization for children by their foster parents was 9 months. This is an improvement by 2 months from the previous year. The average wait time from termination to finalization for children by their relative or non-relative caregiver was 9 months. The average wait time from termination to finalization for children who were adopted by recruited adoptive families was 9 months.
Objective 2.4 Circuit 1 will reduce the wait time to finalization for children who are being adopted by their foster parent, relative or non-relative caregiver from 8 months to no more than 7 months by June 30, 2014.	complete	During the period of July 1, 2013 through June 30, 2014 the average wait time from termination to finalization for children by foster parents, relatives or non-relatives was 9 months. No change from FY 2012-2013.
Objective 2.5 Circuit 1 will reduce the wait time to finalization for children who are being adopted by their foster parent, relative or non-relative caregiver from 7 months to no more than 6 months by June 30, 2015.		This data will be calculated by the end of the fiscal year.

Additional Activities

Interagency Collaboration

Display of waiting children's photos at our local State Office – Chappie James Building
 Pensacola State College Photographers Reception and Exhibit
 Footprints To A Forever Family Adoption 5K Run/Walk
 Prayer Breakfast in collaboration with Department of Juvenile Justice and DCF
 Rotary Club
 Latino Festival
 Mainline Art Gallery
 Art of Adoption at Artel's Gallery
 Adoption Picnic
 Young Professionals Picnic in the Park
 Junior League
 Bethany Christian
 Catholic Social Services
 Guardian Ad Litem
 United Methodist Children's Home
 Children's Home Society
 Florida Baptist Children's Home
 Catholic Charities
 Foster/Adoptive Parent Association
 Therapeutic Foster Care
 University of West Florida
 Polly Klass Center for Missing and Exploited Children
 Special Olympics

Promotion of Adoption

Wendy's Wonderful Kids
Pensacola Library
Niceville Library
Fort Walton Beach Library
Maritime Park Stadium
Florida Coalition for Youth and Children Cabinet
WEAR TV 3
Coast Up Close TV
Northwest Florida Daily News
Milton Press Gazette
Navarre Press
Macaroni Internet Newsletter
Gulf Coast Letter
Pensacola Voice
Gosport

Proposed Activities for 2014-2015

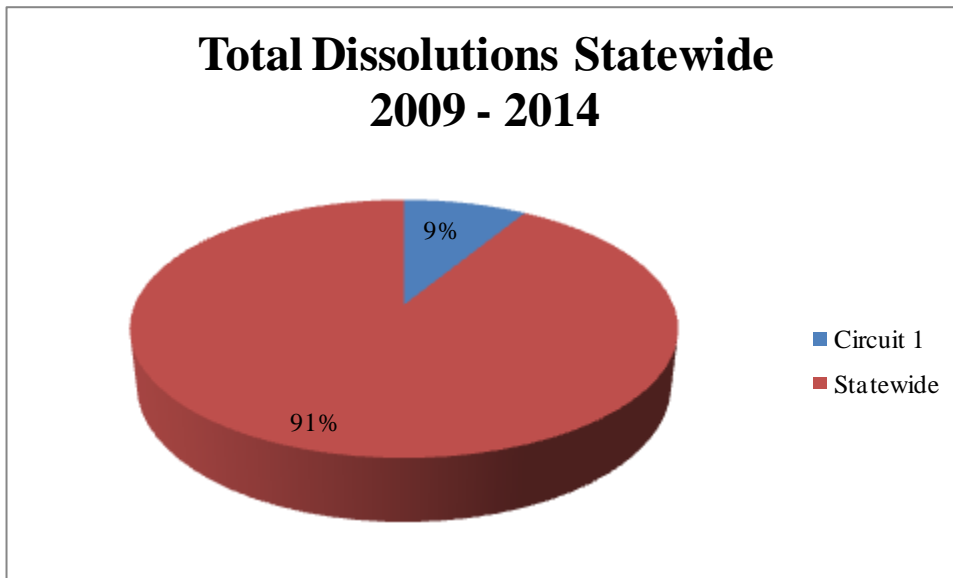
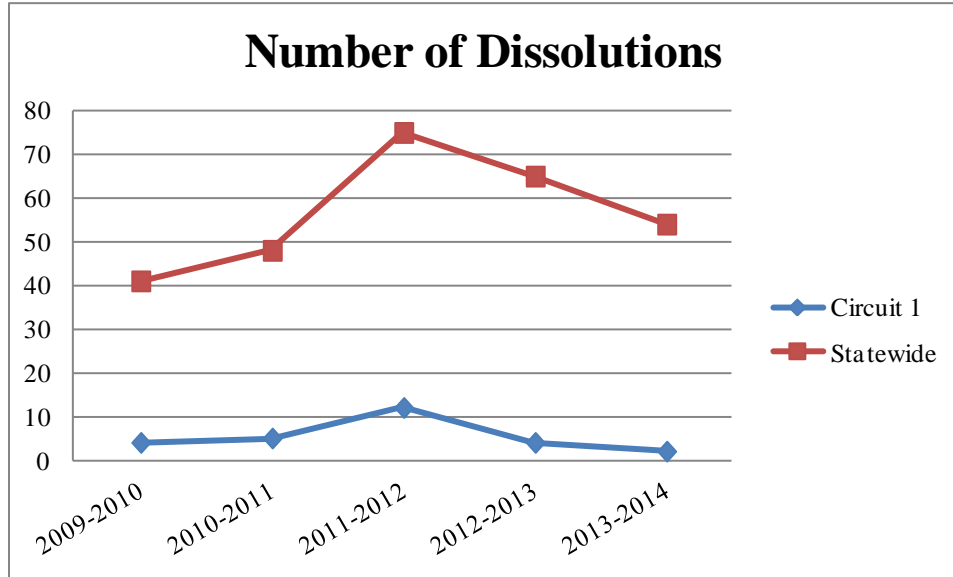
Adoption Picnic in the spring and fall
Footprints To A Forever Family Adoption 5K Run/Walk
Art of Adoption
Festival on the Green
Transition Fair at University of West Florida
Mainline Art house
Walton County Expo
Pensacola State College Expo
Collaborate with local churches to give presentations and display waiting children's photos
Dayside TV Show
Radio Interviews
Nobody's Child TV Segments
Family Fun Day
Newspaper articles
Magazine articles

**Support for Adoptive Families
Desired Population Level Results**

3. Support of Adoptive Families – By June 30, 2015, the annual number of adopted children who are returned to foster care (regardless of when the adoption was finalized) will be reduced from the State Fiscal Year 2008 – 2009 number of 98.

Number of Dissolutions					
	2009-2010	2010-2011	2011-2012	2012-2013	2013-2014
Circuit Total	4	5	12	4	3
State Total	41	48	75	65	54

**The current Five-Year Prevention and Permanency Plan started on July 1, 2010.*



Inventory of Faith-Based Partners

Status of Status of Strategies and Objectives

Strategy 1: By June 30, 2015, Circuit 1 will have at least five adoption competent mental health therapist in Escambia and Okaloosa Counties and at least two in Santa Rosa and Walton Counties.

Objective	Status	Summary/Action Needed
Objective 1.1 The adoption competent trainers will train in each of the four counties community mental health centers and at minimum of five therapists in each county will be certified by June 30, 2015.		Thirteen adoption competent mental health therapists are available in the circuit. Five are located in Escambia County, 3 in Okaloosa County and 6 in Santa Rosa County. All of the therapists are Medipass Providers

Strategy 2: By June 30, 2015 Adoptive respite services will be available throughout the Circuit.

Objective	Status	Summary/Action Needed
Objective 1.1 Develop county-level strategies to engage local churches and community organizations in Circuit 1 to help support adoptive families through respite and adoption support information programs.		Children’s Home Society Adoption Support Team continues to provide information brochures to local churches and community organizations to provide the public information regarding post adoption services. Two Lutheran Services Group Homes provide short term respite for adoptive families. One home is located in Escambia County and the other in Okaloosa County.

Additional Activities

Interagency Collaboration

FamiliesFirst Network works with Children’s Home Society regarding Post Adoption Support. Children’s Home Society also provides some transportation and supervision for sibling visitation.

Proposed Activities for 2014-2015

An Adoption Competency Training is being planned for February or March 2015.

Foster/Adoptive Parent Association meets in the following counties:

- Escambia – Monthly – the third Monday
- Santa Rosa North – Monthly – the fourth Monday
- Santa Rosa South – Monthly – the second Monday
- Okaloosa-Walton North – every other month – the third Tuesday
- Okaloosa-Walton South – Monthly – the second Tuesday

Please provide information for all faith-based partners that have provided support to your Five-Year Prevention and Permanency Plan.

Inventory of Faith-Based Partners

Organization Name	Contact Name	Type(s) of Support Provided
Greater Little Rock Baptist Church	Lonnie Wesley	Presentations, Display Photos, Available child did a presentation
Good Hope African Methodist Church	Herbert Corbin	One Church One Child Prayer Breakfast
Lexington Terrace Community Church	Herbert Corbin	One Church One Child Prayer Breakfast
Grace Lutheran Church	Kevin Wendt	Presentations, Display Photos
Coastal Christian Family Magazine		Ads with Photos
Emmanuel Baptist Church	Justin Wyatt	MAPP/PRIDE classes, Presentations, Display Photos
Pointe Baptist Church	Tim Coleman	Display Photos, Presentation, Available child did a presentation
Gulf Coast Christian Church	Andy Pauwless	Provided lunch for adoption picnic several years
One Church One Child	Arie Sailor	Prayer Breakfast
Zion Hope Primitive Baptist Church	Rick Warren	Shared Literature
Niceville United Methodist Church	Rurel Ausley	Presentation, Display Photos
Marcus Pointe	Destry Lebrun	Recruitment events, Display Photos
Coast Up Close	David Mayo	TV Interview
Friendship Missionary Baptist Church	Lutimothy May	Booth
Brownsville Assembly of god	Evan Horton	Booth
Liberty Church Navarre	Ron Rice	Presentation, Booth
Saint Mark United Methodist church	Lisa Ausley	Display Photos
Pine Terrace Baptist Church	Michael Wiggins	Presentation, Display Photos
Liberty Church Pensacola	Buford Lipscomb	Display Photos
Olive Baptist	Leigh Anne Toughy	Presentation
Hillcrest Baptist Church	Jim Locke	Presentation