

Empowering Families Project

How integrated data and community feedback loops will strengthen family outcomes in Broward County

August 7, 2018

Introductions



Laura Ganci

Director of Research &
Evaluation

lganci@cscbroward.org



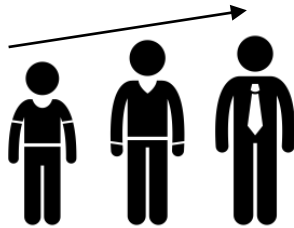
H. Kay Howard

Manager

hhoward@thirdsectorcap.org


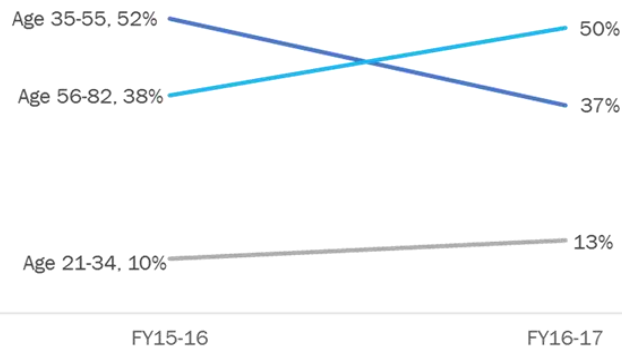
Reflecting on program data, CSC Broward noticed a dramatic change in the population served by their Kinship programs

2017 Analysis of CSC Broward Kinship Programs



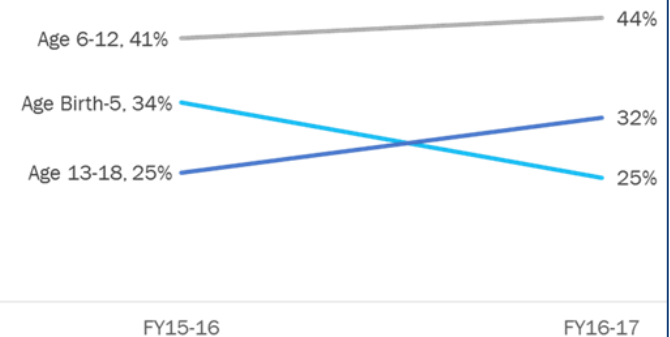
Number of caregivers over age 56 increased 12% in one year

There has been an increase in caregivers aged **56 and over** and a decrease in caregivers aged **35-55** in the Kinship programs.



Number of adolescents in kinship care increased 10% in one year

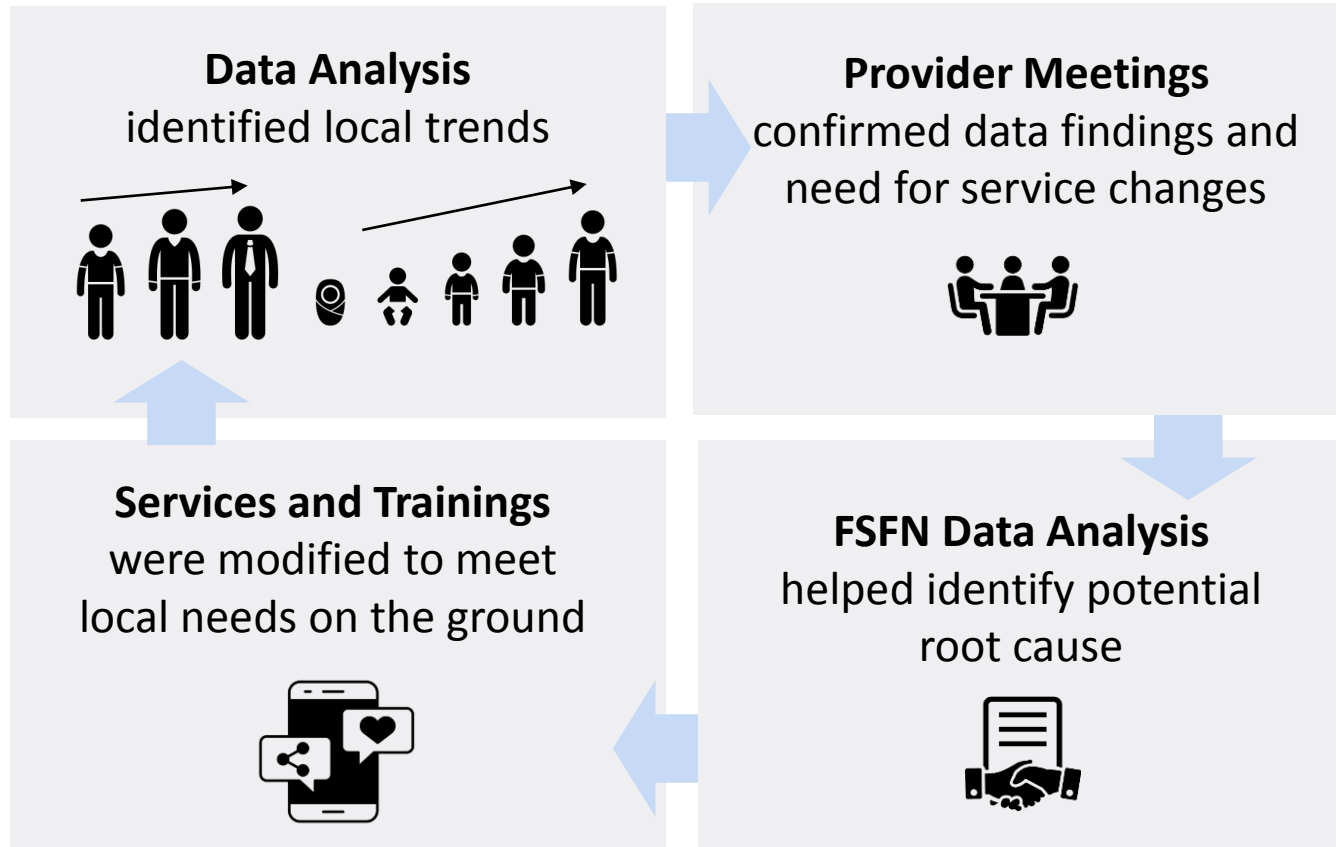
There has been a decrease in children served aged **birth to 5** and an increase in **adolescents** in the Kinship programs.



Source: Children's Services Council of Broward County FY16-17 Annual Performance Report: <https://cscbroward.org/sites/default/files/2018-06/FY1617AnnualPerformanceReportforweb.pdf>

After discussing the findings with providers and using shared inter-agency data to identify the cause, CSC Broward worked with providers to modify services

Kinship Data Trend Analysis and Action Process



CSC Broward has identified three initiatives to improve on its long history of results-based accountability and using data to drive decision-making

CSC Broward Data & Feedback Loop Initiatives



Build an
Integrated Data
System

Link existing administrative data from state, county, and provider sources in order to create a **fuller measurement of community needs, services received, and long-term outcomes** achieved by children and families



Elevate
Participant &
Provider Voice

Use community participatory action research with youth voice, surveys, focus groups, and projects to **understand local context and lived experience and engage providers and participants as co-creators** of upcoming procurements



Create
Additional
Feedback Loops

Develop **systems for engaging providers and participants for ongoing learning** throughout service delivery to promote bi-directional learning, continuous improvement, and data-informed decision-making in context

CSC Broward was selected for a national cohort of communities using data and outcomes feedback loops to improve family results

Technical Assistance Providers



Learning Community Members





With AISP's support, CSC Broward is building an Integrated Data System with many agency partners in order to better inform its system of care

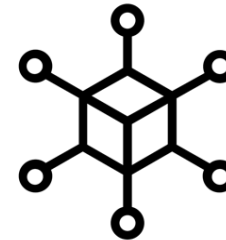
Data Sharing

Broward Data Collaborative Partners



Secure Data Use

BDC Vision



Broward's Data Collaborative (BDC) integrates state and local data to contribute to the well-being of Broward's children, families and communities.



The Children and Youth Cabinet plays a critical role in helping the Broward Data Collaborative vision become a reality

State-Level Role in Promoting Local Data Access & Community Feedback Loops

Continue to Support Data-Sharing

- Continue to **open doors to state-level data**
- Promote **ongoing support of Agency for State Technology (AST)** to uphold standards for data security and client confidentiality
- Develop **state-wide standard for county-level data-sharing**, including interpretation of FERPA and HIPAA

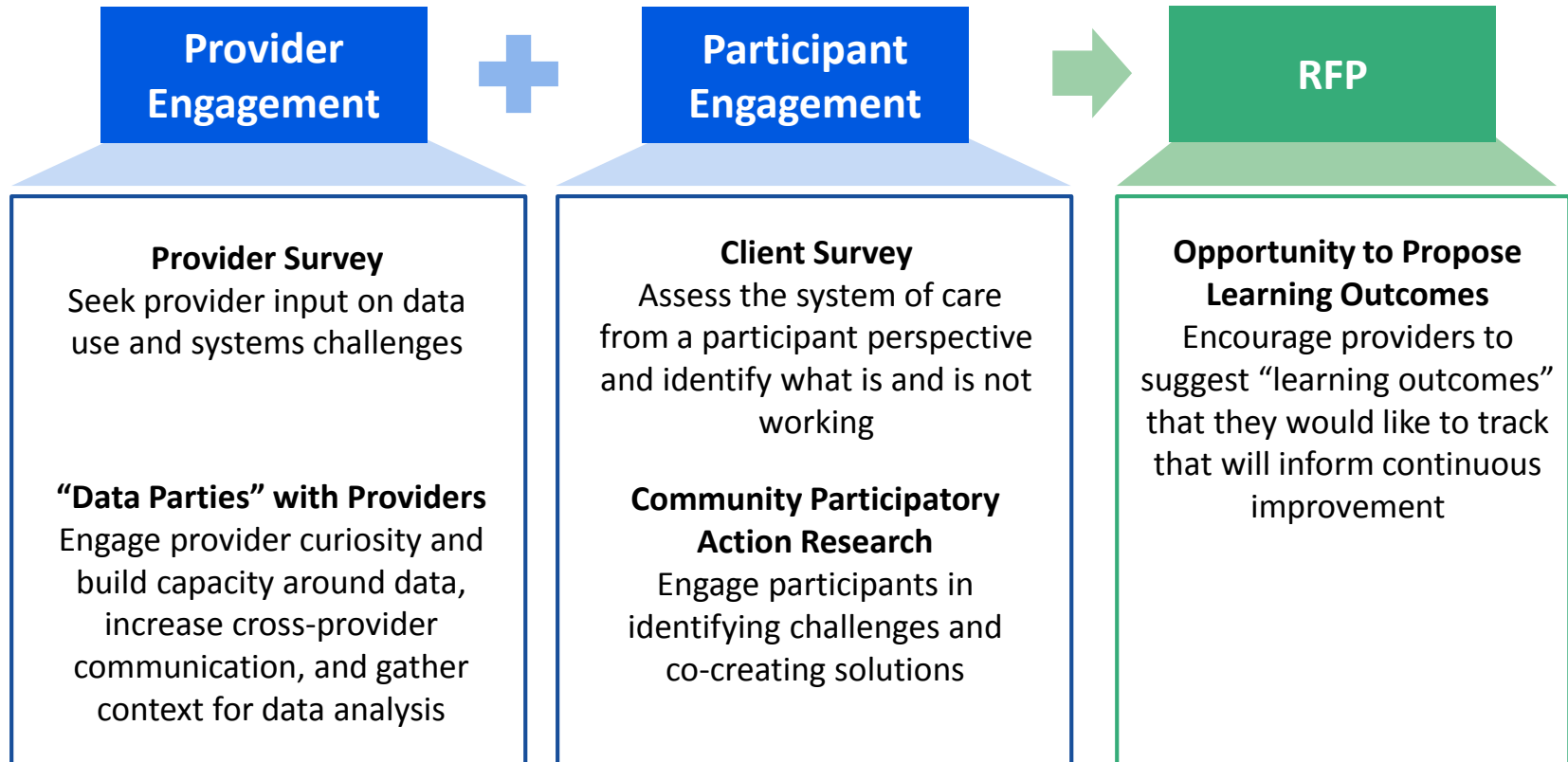
Engage Communities in Data Initiatives

- Ensure MSD Statute 1001.212's creation of an integrated data repository is **implemented with guidance and oversight from local funders, service providers, parents, and students**
- Promote **local and state-level “ground-truthing” of data analysis** with lived experience of providers and participants



CSC Broward strives to leverage providers' local expertise and to honor participants' lived experience in analyzing and interpreting data collected

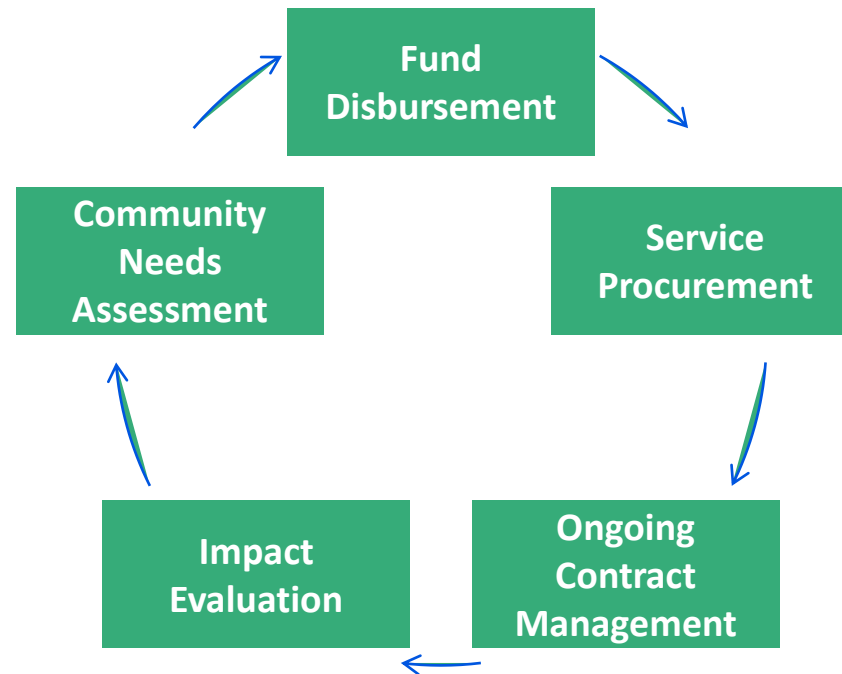
Pre-RFP Provider & Participant Engagement





After piloting provider and participant engagement to inform procurement, CSC Broward plans to build additional, ongoing feedback loops

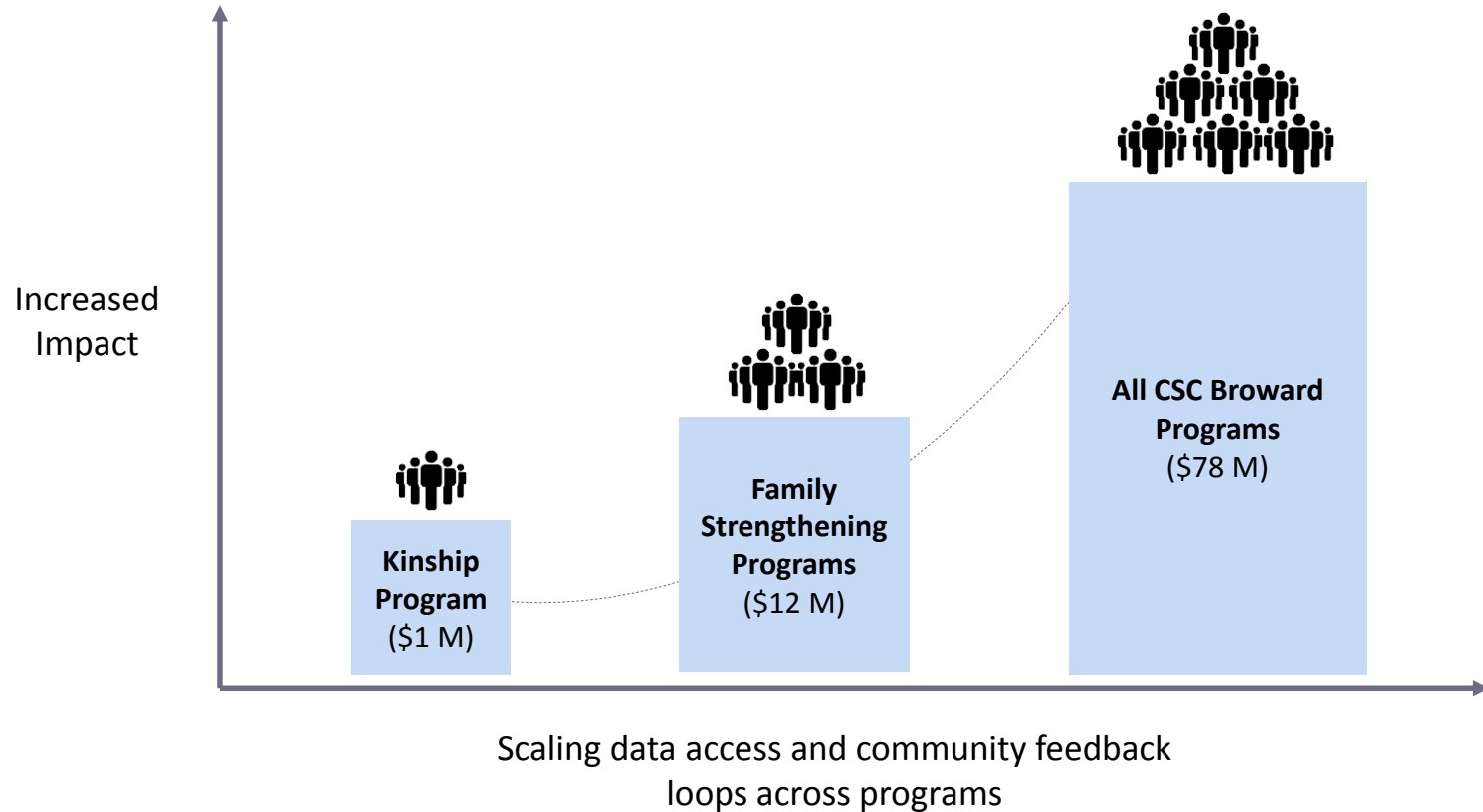
Use of Data and Provider & Participant Feedback



Feedback loops **leverage data and provider and participant input** to measure the impact of day-to-day efforts and **support informed, collaborative, and transparent decision-making** in order to **better align resources, services, and efforts** to improve outcomes.

With access to additional quantitative and qualitative data, CSC Broward envisions a future of scaling sophisticated analysis and responsive action

Vision for Impact of CSC Broward's Data and Feedback Loop Initiatives



Source: Children's Services Council of Broward County FY16-17 Program Services Budget: <https://cscbroward.org/resource/fy-2016-17-program-services-budget>

Disclosure

This presentation contains confidential, proprietary, copyright and/or trade secret information of Third Sector Capital Partners that may not be reproduced, disclosed to anyone, or used for the benefit of anyone other than Third Sector Capital Partners unless expressly authorized in writing by an executive officer of Third Sector Capital Partners.

Third Sector Capital Partners, Inc.
Boston • San Francisco • Washington, D.C.
info@thirdsectorcap.org | www.thirdsectorcap.org