

# Safe. Smart. Step-by-Step.



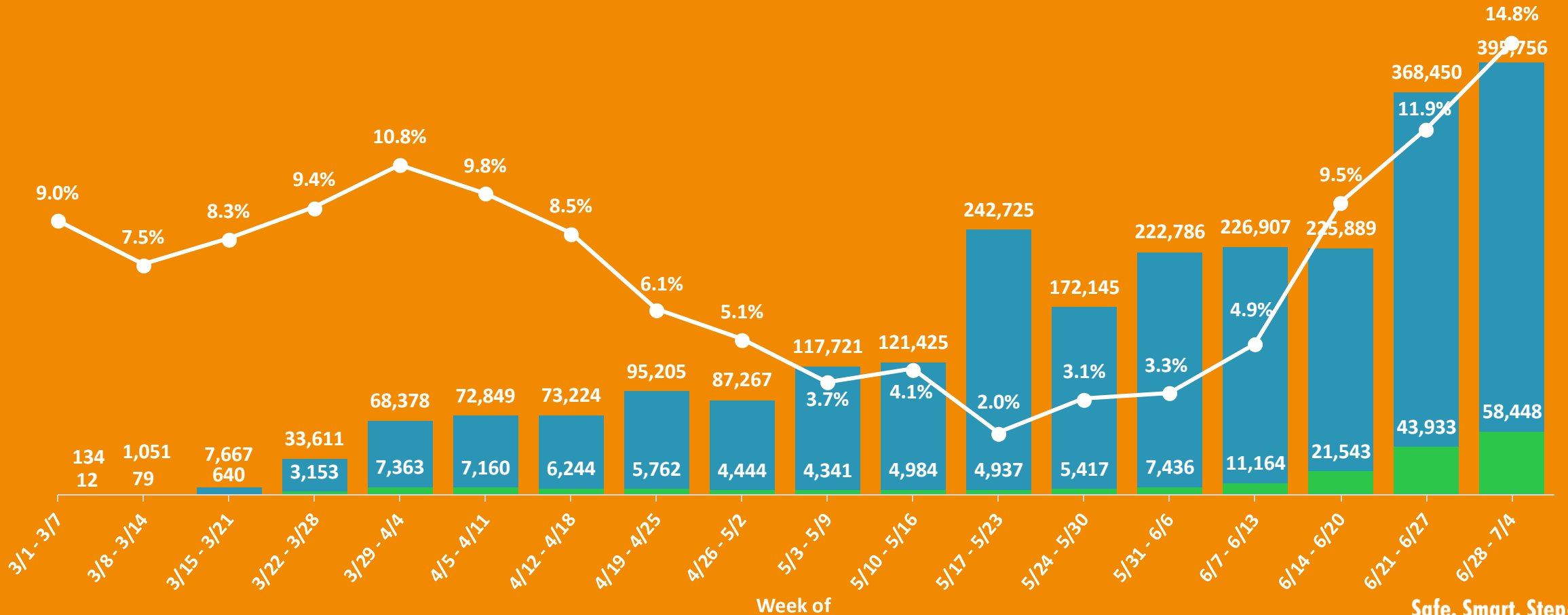
PLAN FOR FLORIDA'S RECOVERY  
& PROTECTION OF OUR MOST VULNERABLE



- **Protect the Vulnerable**
- **Expand Testing**
- **Social Distancing**
- **Support Hospital/Health Care Workers**
- **Prevent the Introduction of COVID-19 from Outside FL**

# TOTAL PEOPLE TESTED, NEW CASES & PERCENT POSITIVITY BY WEEK, STATEWIDE IN FL

■ Total 
 ■ Cases 
 ● Percent



Safe. Smart. Step-by-Step.



Florida has tested more than **2.2 million people**, which is **one out of every 10 people**.

# WEEK OF 6/29

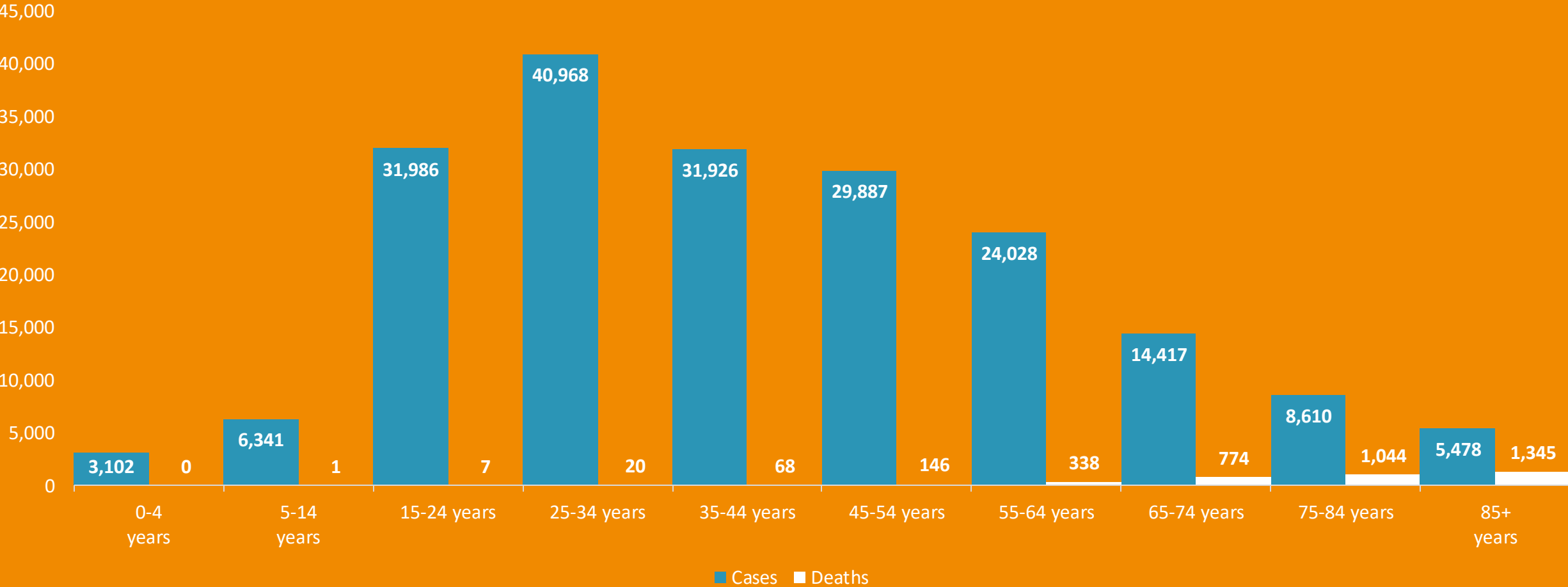
- **395,756** People Tested
- **14.8%** Positivity Rate
- **36** - Median Age

Safe. Smart. Step-by-Step.



PLAN FOR FLORIDA'S RECOVERY  
& PROTECTION OF OUR MOST VULNERABLE

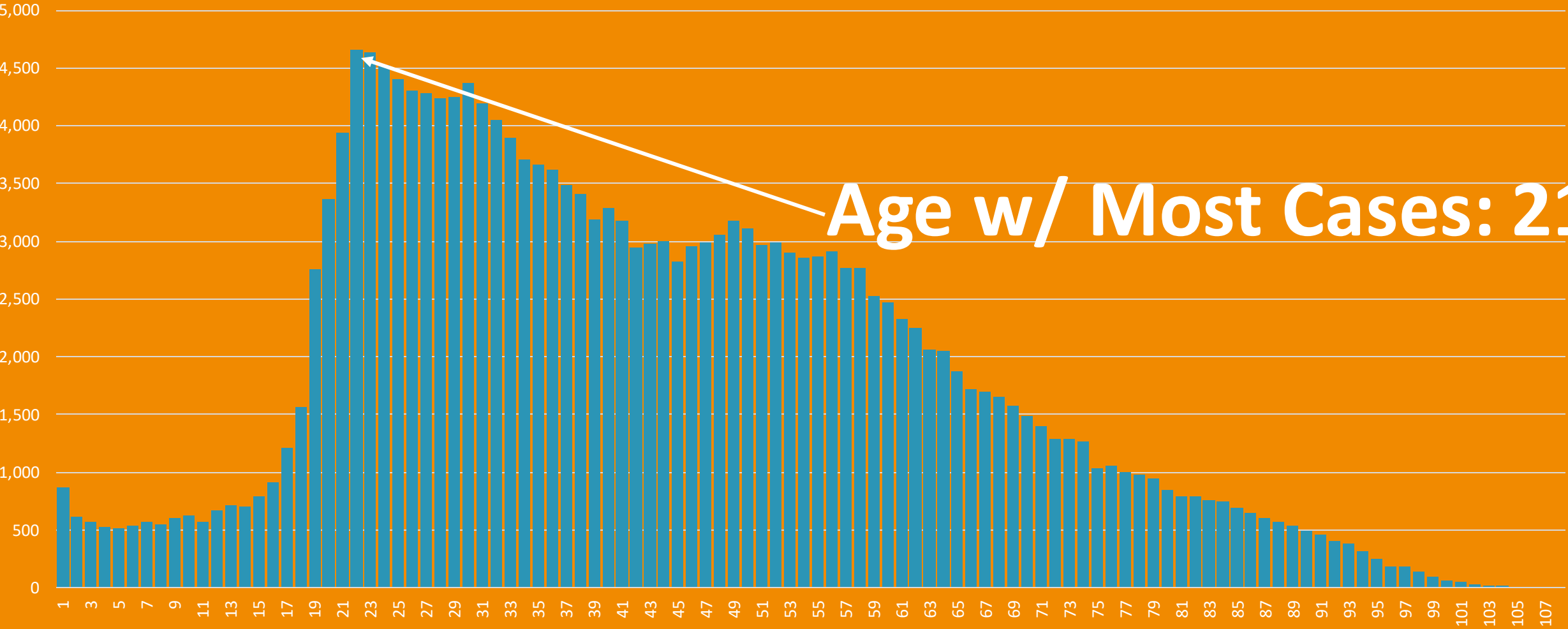
# CASES & FATALITIES PER AGE GROUP IN FL



Safe. Smart. Step-by-Step.



# CASES BY AGE IN FL

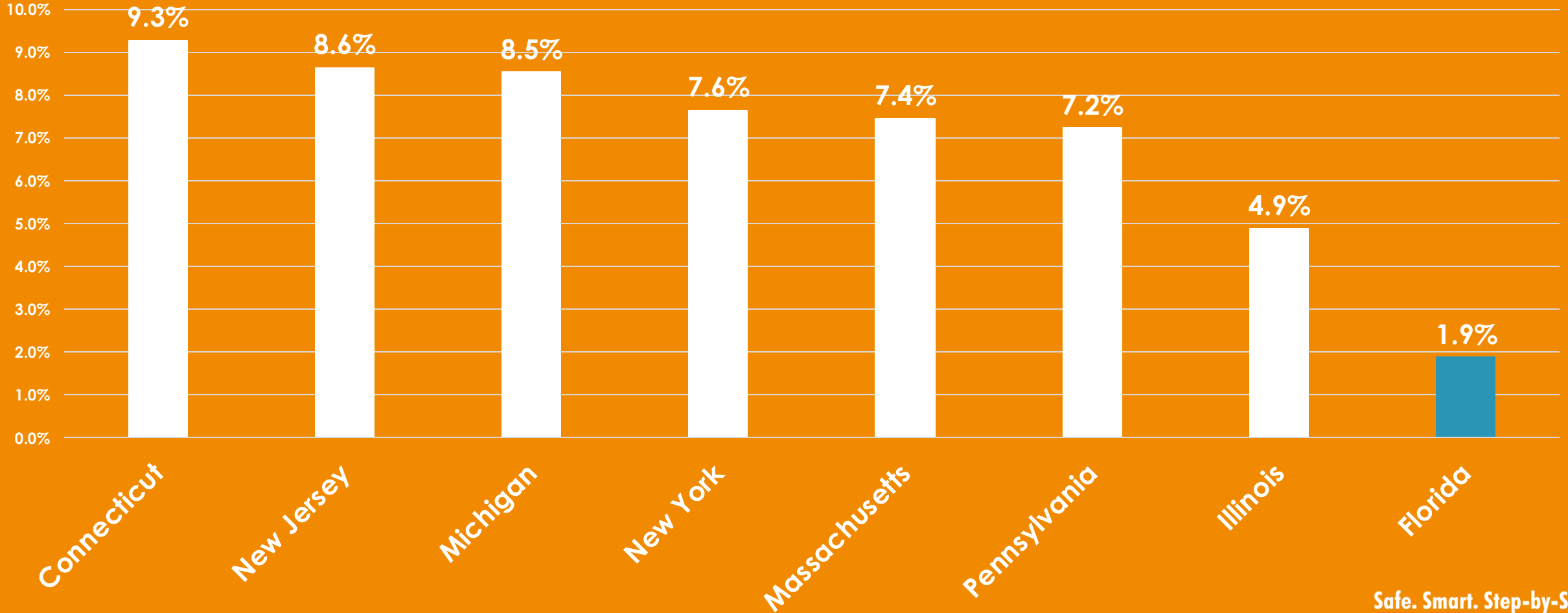


Safe. Smart. Step-by-Step.



# CASE FATALITY RATE BY STATE

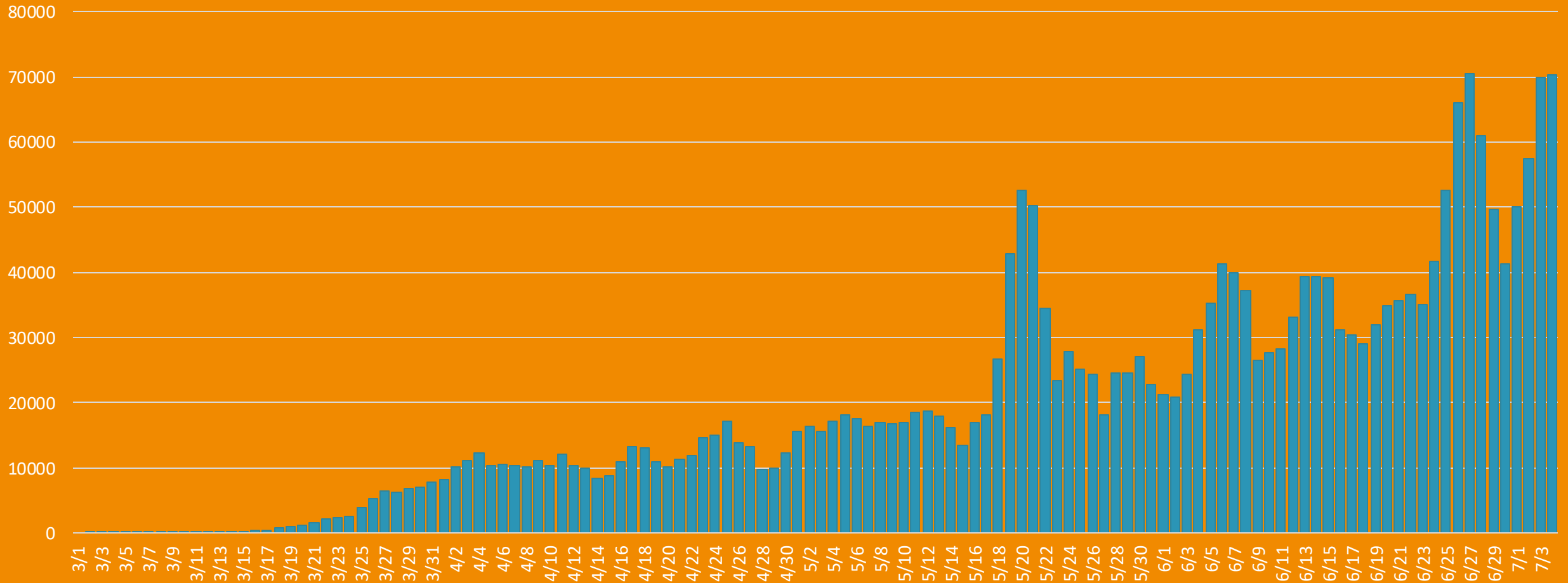
Fatality Rates for Positive Cases



State cases and fatality data from [worldometers.com](https://www.worldometers.com), population data from U.S. Census Bureau.



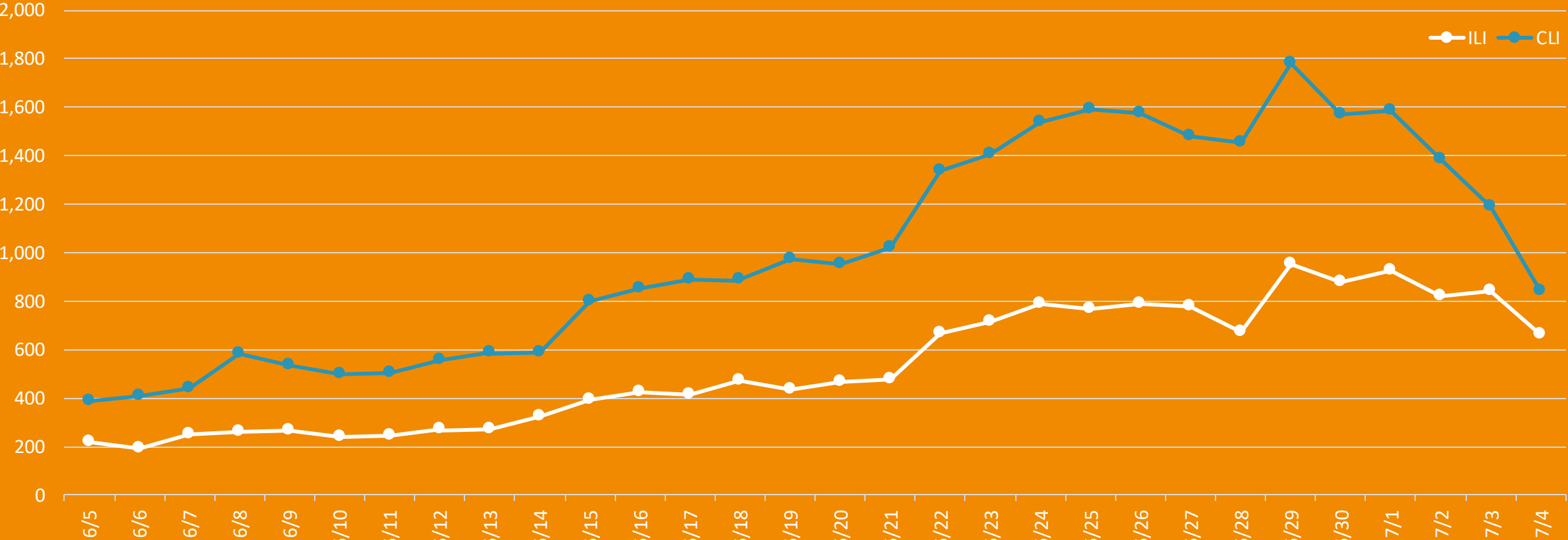
# TOTAL PEOPLE TESTED IN FL: 3-DAY ROLLING



Safe. Smart. Step-by-Step.



# COVID & INFLUENZA-LIKE ILLNESS IN FL



Safe. Smart. Step-by-Step.



“Cases” are detected infections. There are & have been more infections than documented cases.

# CDC Seroprevalence Survey

## South Florida

1.85%

Seroprevalence estimate

Apr 6 -Apr 10, 2020

When samples were collected

10,500

Cases Reported in that  
catchment area by April  
10, 2020

117,400

Estimated Cases based on  
Seroprevalence and  
catchment area  
population

11x higher ↑

Difference between  
reported cases counts and  
estimated case count  
based on survey

**Geographic locations where samples were collected from which population-based estimates were calculated:** Miami-Dade, Broward, Palm Beach, Martin

**Number of samples collected:** 1,742

# CDC Report on ED Use During Pandemic

- Weeks following declaration of COVID-19 as a national emergency witnessed substantial reductions in numbers of ED visits for three potentially life-threatening conditions: heart (23% ↓), stroke (20% ↓), and hyperglycemic crisis (10% ↓).
- The striking decline in ED visits for acute life-threatening conditions might partially explain observed excess mortality not associated with COVID-19.

# PROTECT THE VULNERABLE

---

# AVOID CROWDS & MINIMIZE CONTACT OUTSIDE THE HOME

---

65+



Safe. Smart. Step-by-Step.



# AVOID CROWDS & MINIMIZE CONTACT OUTSIDE THE HOME

---

## AND THOSE WITH UNDERLYING CONDITIONS

- Diabetes
- Cystic Fibrosis
- Asthma
- Kidney disease
- Obesity
- Serious heart conditions
- Sickle cell disease

*Visit [CDC.gov](https://www.cdc.gov) for full list.*

**Safe. Smart. Step-by-Step.**

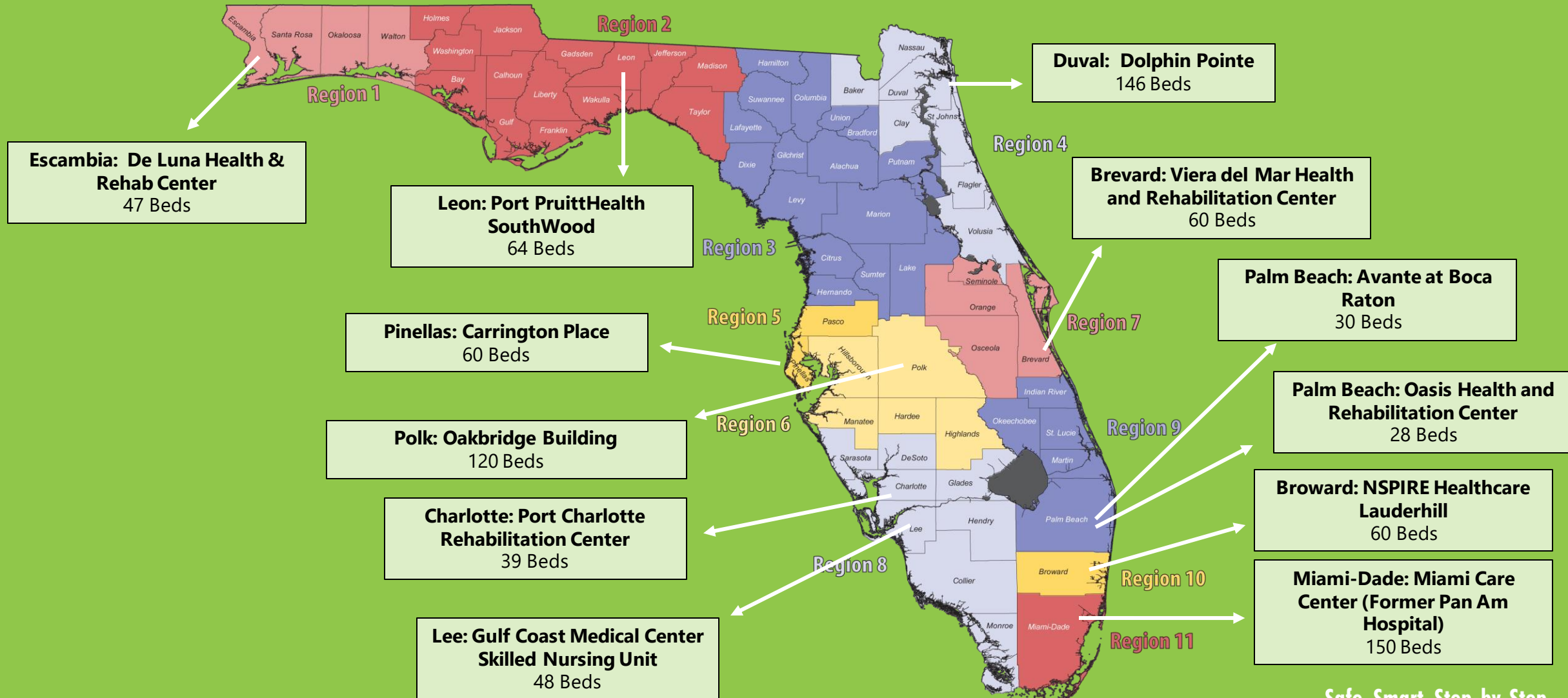




# FLO RIDA LONG- TERM CARE FACILITIES

---

# 12 COVID-DEDICATED NURSING FACILITIES IN FLORIDA



The facilities listed have executed agreements for COVID-dedicated buildings and/or wings.


Nearly 85% of All FL  
COVID-19 Related  
Fatalities Have  
Occurred in Age  
Group 65+

# SOCIAL DISTANCING


---

# Protect our Most Vulnerable

## AVOID THE 3 Cs



Closed Spaces



Crowded Places



Close-Contact Settings



**LEARN MORE HERE**

**FloridaHealth.gov**

*...and wear a mask!*

Safe. Smart. Step-by-Step.



# LOW RISK VS. HIGH RISK ENVIRONMENTS

---



## LOW RISK

- Outdoors, fresh air, sunlight, heat and humidity



## HIGH RISK

- Enclosed, crowded spaces with poor ventilation
- Virus prefers A/C to fresh air

# MARCH VS. JULY

---

# TESTING SITES – MARCH VS. JULY 6TH

By the end of March, Florida had **7 state-supported testing sites**, which had tested a total of **20,000 people**.

To-date, we have **47 testing sites**, and they've tested more than **586,000 people**.



# FLORIDA PPE – MARCH VS. JULY 6TH

FDEM was fighting for critical PPE supplies throughout March. By early April, they had sent first responders and health care workers:

- **2.8 million masks**
- **218,000 face shields**
- **3.9 million gloves**
- **157,000 gowns**

To-date, FDEM has sent the following PPE to support health care workers and first responders:

- **More than 43 million masks**
- **More than 12.7 million gloves**
- **More than 1.9 million face shields**
- **More than 2.7 million gowns**

# TREATMENTS – MARCH VS. JULY 6TH

## Initial Treatment of COVID-19

- Supportive Oxygen Therapy and Early Ventilator Use  
January – March 2020
- Hydroxychloroquine – FDA EUA March 2020

## COVID-19 Treatment Evolution

- Convalescent Plasma – April 2020
- Remdesivir: FDA EUA – May 2020
- Anticoagulation Therapy – May 2020
- Dexamethasone – June 2020

# HEALTH CARE SYSTEM SUPPORT

---

- Personnel
- Remdesivir
- Lab Reagents

# Safe. Smart. Step-by-Step.



PLAN FOR FLORIDA'S RECOVERY  
& PROTECTION OF OUR MOST VULNERABLE



THANK YOU